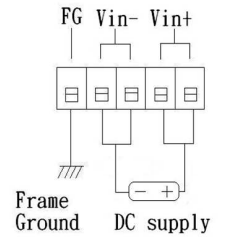


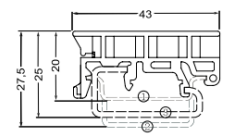
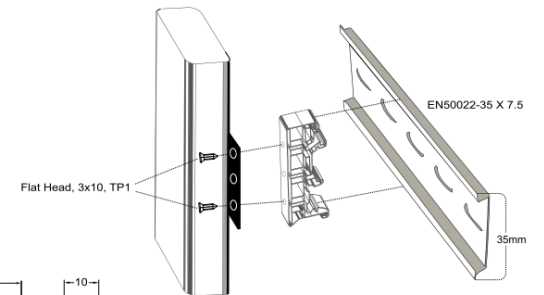
Power over Ethernet Application Guide



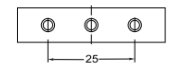
DC11V-60V Input



DC Input



- EN50022-35 X 7.5
 - EN50022-35 X 15
 - EN50035
- available for



PoE on all Pin 1~8
56V 70W

10M/100M/1000M/5000M Ethernet data